

Math Activities

The Heads In, Hearts In family enrichment program encourages families to use their minds (putting their “heads in”) as a tool to expand their knowledge around a variety of topic areas. By creating a shared educational experience, the family unit will work, grow and learn together, putting their “hearts in” to the process.

This unit contains the following:

- ▶ 3D Shapes
- ▶ Eggs-cellent Counting
- ▶ Guess Which Shape
- ▶ Gumball Equations
- ▶ Hungry Hedgehogs
- ▶ Marshmallow Structures
- ▶ Measure a Room
- ▶ Measurement Equivalents
- ▶ Measuring Liquids
- ▶ Photo-Graph
- ▶ Pie Die
- ▶ Skippy Clippy
- ▶ Spinner Math
- ▶ Stories Math
- ▶ Time: Before and After
- ▶ Twisting Place Values




MSU is an affirmative-action, equal-opportunity employer, committed to achieving excellence through a diverse workforce and inclusive culture that encourages all people to reach their full potential. Michigan State University Extension programs and materials are open to all without regard to race, color, national origin, gender, gender identity, religion, age, height, weight, disability, political beliefs, sexual orientation, marital status, family status or veteran status. Issued in furtherance of MSU Extension work, acts of May 8 and June 30, 1914, in cooperation with the U.S. Department of Agriculture. Quentin Tyler, Interim Director, MSU Extension, East Lansing, MI 48824. This information is for educational purposes only. Reference to commercial products or trade names does not imply endorsement by MSU Extension or bias against those not mentioned. Produced by the MSU Extension Educational Materials Team (<http://msue.anr.msu.edu/>). 1P-05:2021-WEB-PA/LG WCAG 2.0



HEADS IN, HEARTS IN

Skippy Clippy Instructions for Set-Up




Supplies

- “Guide for Families” handout
- Clear plastic standup display (optional)
- Rulers (ideal for younger children) (one per participant or family)
- Sewing tape measures (ideal for older children) (one per participant or family)
- Packing tape
- Several wooden or wire spring clothespins
- “Pick a Number” handout
- Display table

Activity Preparation

- ▶ Purchase or locate items on supply list.
- ▶ Print one copy of the “Guide for Families” handout. Laminate or place in a clear plastic standup display to allow participants to see it more readily.
- ▶ Print a few copies of the “Pick a Number” handout.
- ▶ Set up the display table and arrange needed supplies.
- ▶ If using the sewing tape measures, use the packing tape to attach the tape measure flat to the table on both ends. Leave enough slack so that participants can easily clip clothespins onto the tape measure.



Skippy Clippy

Guide for Families

Learning Objectives

What you need to know:

Skip counting is counting by a number other than one. For example, you can skip count by 2, skip count by 3 and so on. When skip counting by 2, you count 2, 4, 6, 8 and so on. **Skip counting** helps you to learn how to count many things quickly, count money easily, tell time in various increments and begin to understand multiplication.

What you will do and learn:


You will use clothespins to practice skip counting. Remember that skip counting can be done by a variety of different numbers. Practicing skip counting is a great way to become accurate and quick at counting by numbers other than one. In no time, you'll become a quick Skippy Clippy!

Instructions

1. Choose a ruler or a sewing tape measure.
2. Look at the "Pick a Number" handout on the table. Choose a number that you want to skip count by.
3. Choose whether you will use a ruler or tape measure. Take a clothespin and clip it on the ruler or tape measure on the number you chose.
4. Begin skip counting by that number and clip the next number on the ruler or tape measure with a clothespin.
5. Continue until you run out of room on your ruler or sewing tape measure.
6. Remove the clothespins.
7. Choose a new number to skip count by and do the activity again.

Skippy Clippy

Pick a Number Handout



Photos © iStock.com/kontur-vid